

# FREE pattern for August Heirloom sundress

For Kidz n Cats


And also lovely on Sasha (just shorten the straps)




As always this pattern is ©by me (Jennie Bagrowski) and is for your personal use only, you MAY share it, you may NOT sell it. If you sell things made from this pattern I'd appreciate credit for the pattern design. 😊

I assume you have basic sewing knowledge and the pictures should suffice, but if you need help please email me!

Jenniebagrowski @ hotmail.com (remove spaces)



1/8" pintucks



Cut out front after making tucks




Sew sides, place straps



Finish edge with bias



Cover with lace beading



Make button bands (or omit them and close flush with Velcro. See last picture)



Almost finished bodice




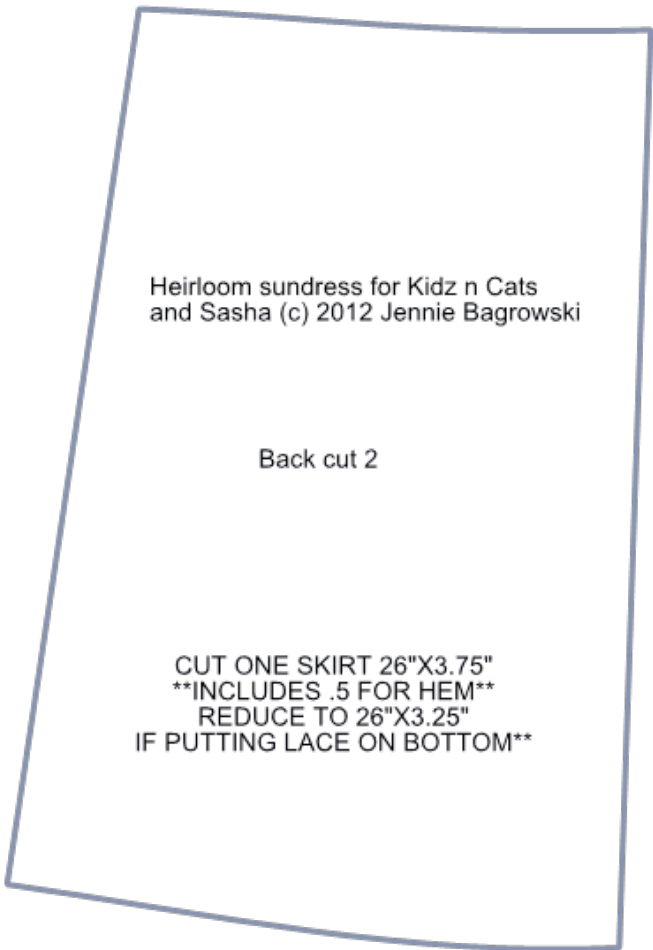
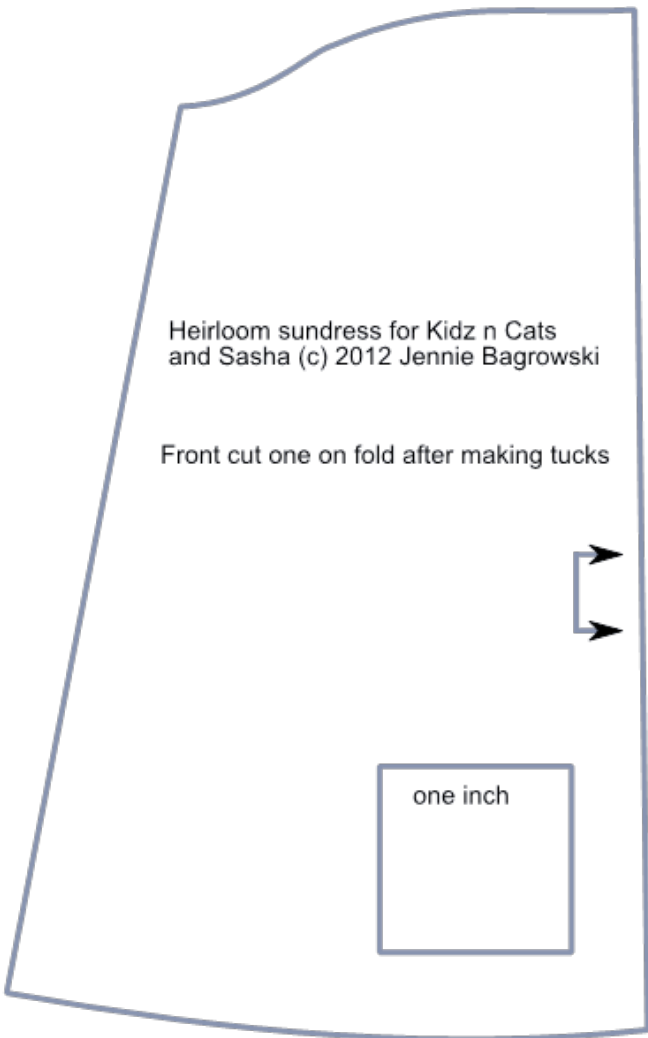
Pin straps to desired length and sew



Add entredeux if desired, gather and attach skirt



Want a faster version? This one was made from a cotton print and closes in the back with Velcro, so the fit is a little tighter. Lace or novelty trim would be great at the top!



ALL SEAMS 1/4"