

Wren ★ Feathers

Maru and Friends T-shirt dress

As always this pattern is © by me (Jennie Bagrowski) and is for your personal use only, you MAY share it by linking to this blog, you may NOT sell it or upload it to any site without my permission. If you sell things made from this pattern I'd appreciate credit for the pattern design. ☺

If you downloaded this elsewhere it was stolen from: <http://jenwrenne.wordpress.com>

I assume you have basic sewing knowledge and the explanation should suffice, but if you need help please email me!

Quarter inch seam allowance is included



Decorating ideas:

- A contrast pocket
- Iron on rhinestones
- Fabric paint/markers
- Embroidery
- Crochet/felt/fabric flowers
- Appliqué a motif from a print cotton fabric
- Two different fabrics
- Make with a gathered skirt instead

Need this for another doll? Here's a rough guide:


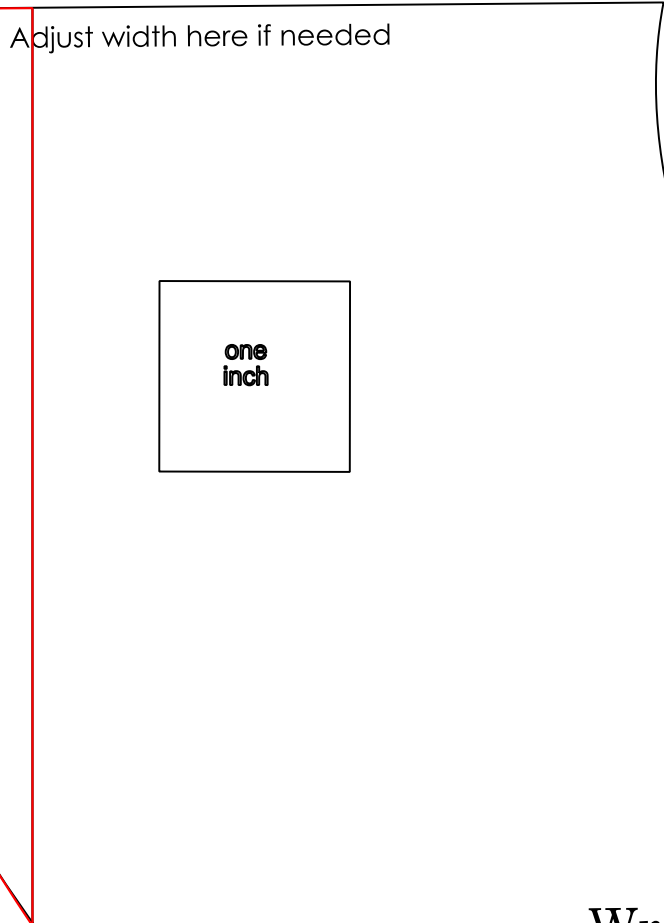
Copy this pattern at 60% to fit **Paola Reina and les Cheries** (lengthen skirt if it's for **H4H**)

Shorten bodice by 1" and dress is a perfect fit on **Journey Girls**

Copy the skirt at 85% to fit **KnC/Sasha** and 105% for **AG** (you will then need to shorten it at the hem) and pair with the T here: <http://jenwrenne.files.wordpress.com/2013/04/summer-sew-along-2013-part-2-t-and-capris.pdf>

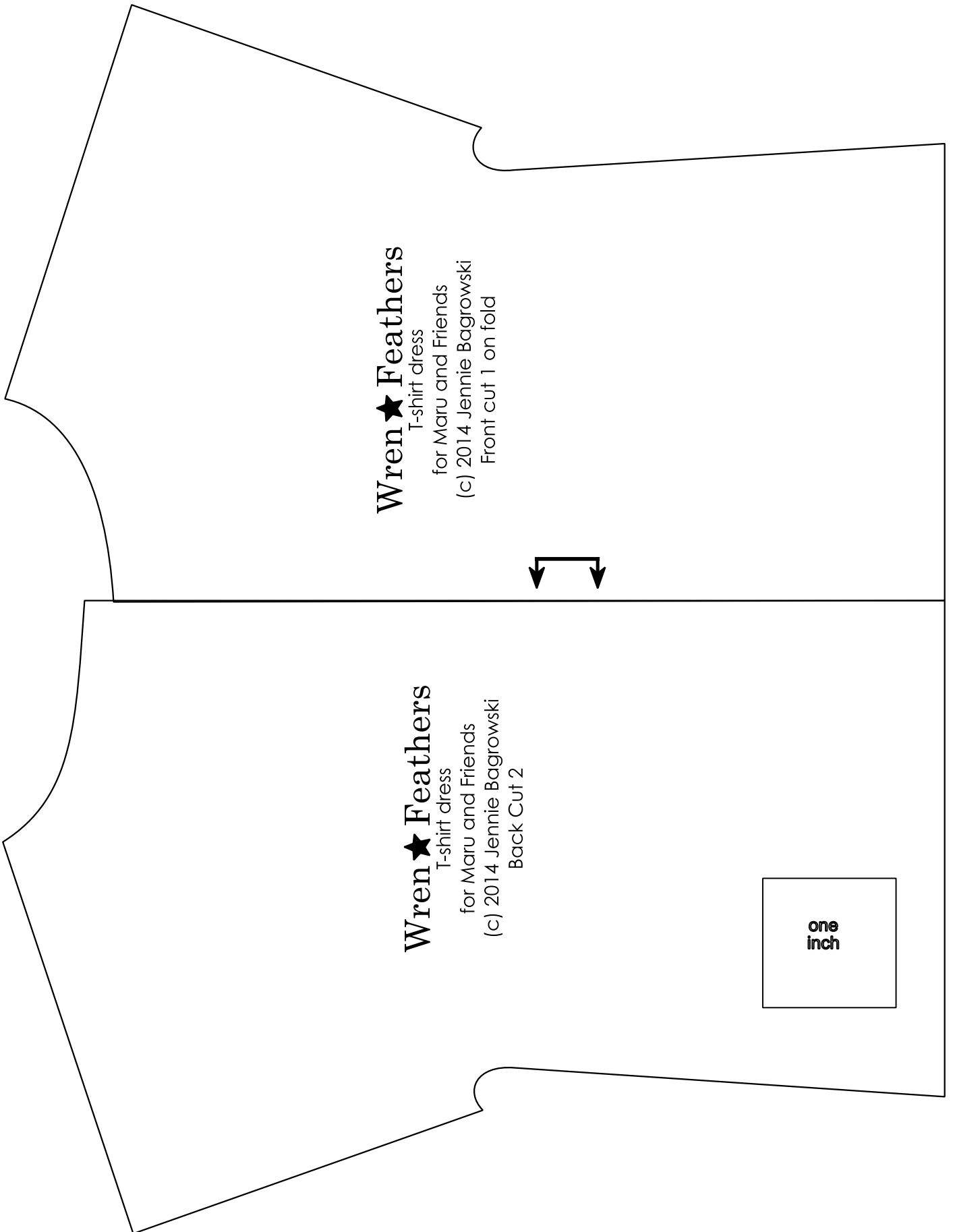
When reducing/enlarging, there's a chance bodice and skirt won't line up perfectly, so you may want to add a bit at the back of the skirt where it says "adjust width here" just in case you need it! Hold the patterns up to the dolls or make a muslin first to make sure they are the lengths you want!





Wren★Feathers
T-shirt dress
for Maru and Friends
(c) 2014 Jennie Bagrowski
Skirt cut 1 on fold





Wren ★ Feathers
T-shirt dress
for Maru and Friends
(c) 2014 Jennie Bagrowski
Front cut 1 on fold

Wren ★ Feathers
T-shirt dress
for Maru and Friends
(c) 2014 Jennie Bagrowski
Back Cut 2

one
inch