

# Wren ★ Feathers

## Heirloom peplum blouse

As always this pattern is © by me (Jennie Bagrowski) and is for your personal use only, you MAY share it by linking to this blog, you may NOT sell it or upload it to any site without my permission. If you sell things made from this pattern I'd appreciate credit for the pattern design. ☺

If you downloaded this elsewhere it was stolen from: <http://jenwrenne.wordpress.com>

I assume you have basic sewing knowledge and the explanation should suffice, but if you need help please email me!  
Quarter inch seams allowed unless otherwise specified.



This gorgeous blouse was inspired by one from the Gap in case your daughter wants to match her doll!  
(see it here: <http://www.gap.com/browse/product.do?cid=1035676&vid=1&pid=678069002> )

Wear it now with shorts or a skirt and with jeans and a cardigan layered on top when it gets cooler.

Heirloom enthusiasts can do this with lace insertion and hand embroidery, “quick and easy” sewers can do it this way.

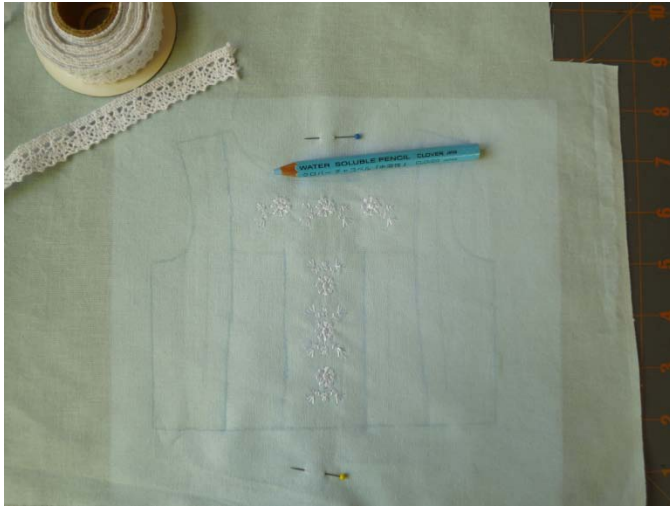
Machine embroidery designs are here:

<https://www.dropbox.com/s/mxdvntlag5xml8p/pink%20blouse%20colors%204x4.pes?dl=0>

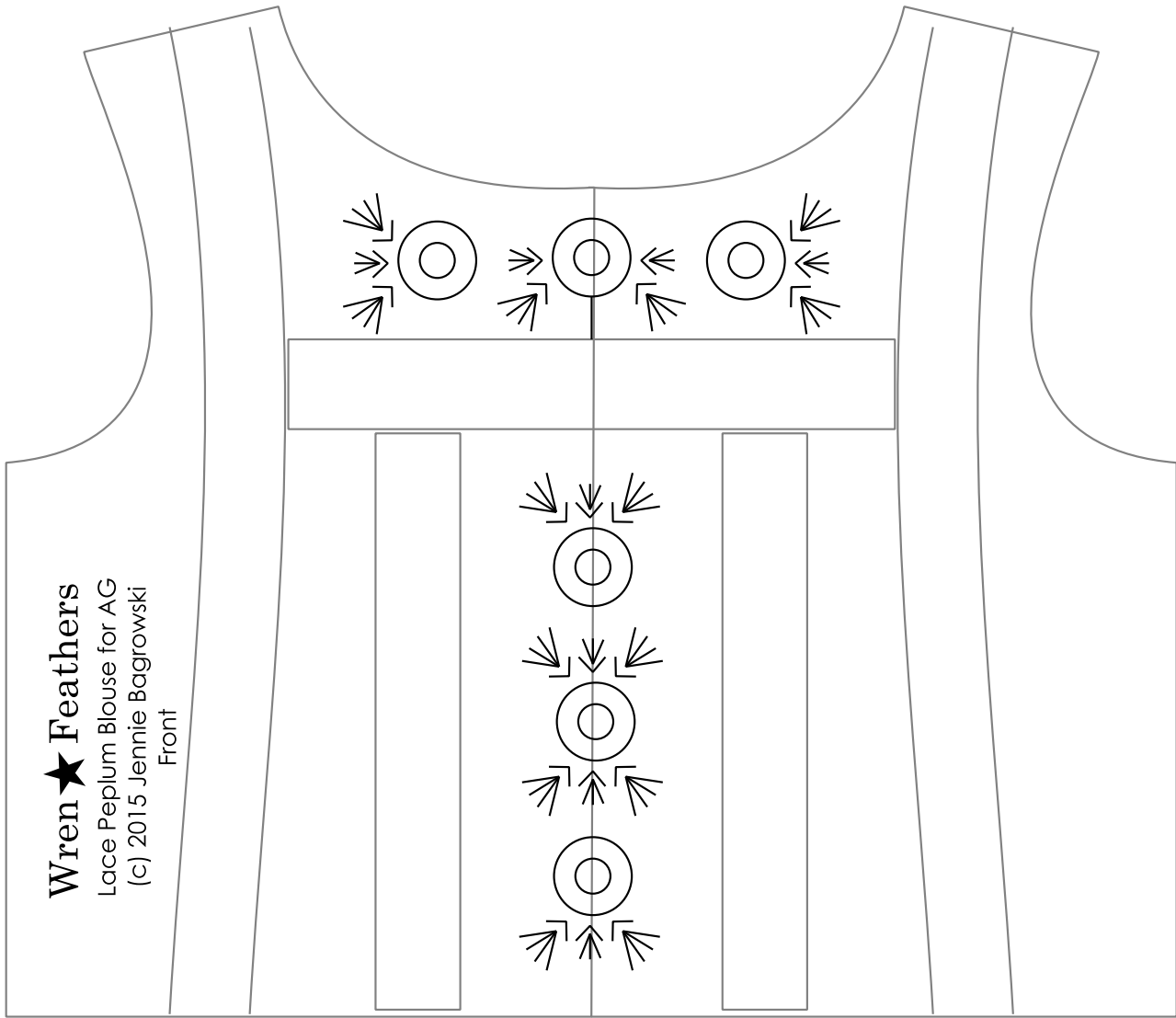
<https://www.dropbox.com/s/47q41pavpocy87g/pink%20blouse.pes?dl=0>

<https://www.dropbox.com/s/s8lv3z37199juh2/pink%20blouse%204x4.pes?dl=0>

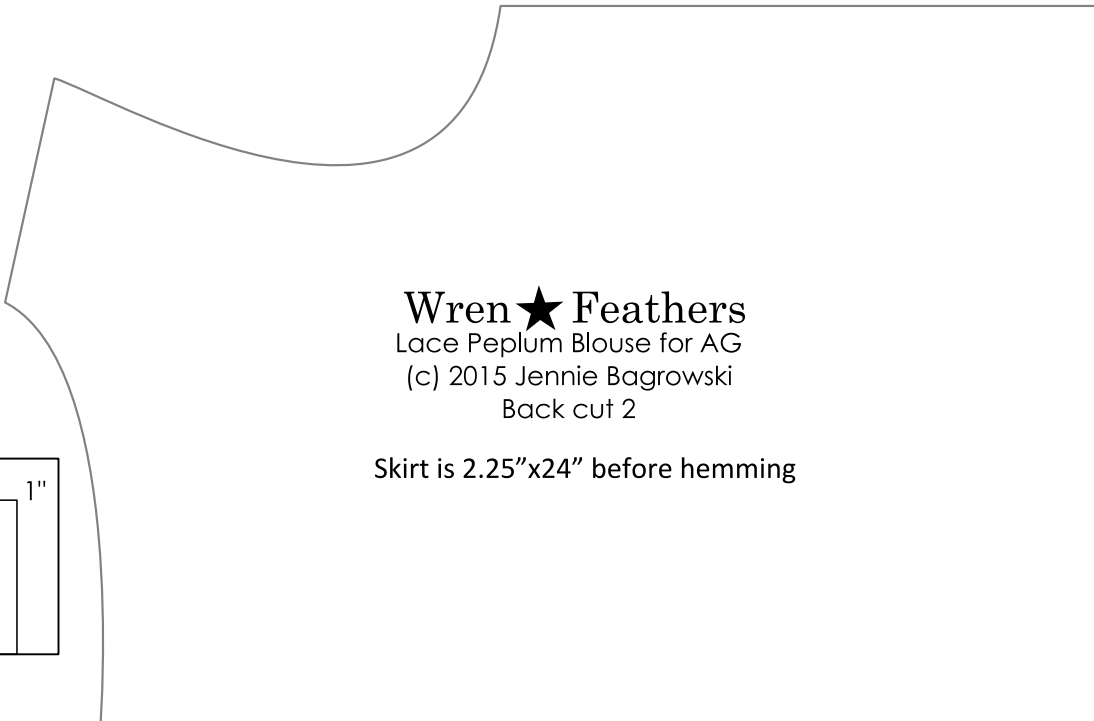
<https://www.dropbox.com/s/5sw4anvk6o31veh/pink%20blouse%20colors.pes?dl=0>



1. Embroidery
2. Trace lace guidelines
3. Zigzag on front center lace
4. Zigzag on Yoke lace
5. Zigzag on Side lace
6. Shoulder seams
7. Bias binding on arms and neck
8. Side seams
9. Skirt
10. Back closures



**Wren ★ Feathers**  
 Lace Peplum Blouse for AG  
 (c) 2015 Jennie Bagrowski  
 Front



**Wren ★ Feathers**  
 Lace Peplum Blouse for AG  
 (c) 2015 Jennie Bagrowski  
 Back cut 2

Skirt is 2.25"x24" before hemming

