

Wren ★ Feathers

Melody's Christmas Dress

As always this pattern is © by me (Jennie Bagrowski) and is for your personal use only, you MAY share it by linking to this blog, you may NOT sell it or upload it to any site without my permission. If you sell things made from this pattern I'd appreciate credit for the pattern design. ☺

If you downloaded this elsewhere it was stolen from: <http://jenwrenne.wordpress.com>

Quarter inch seams allowed on all pieces unless otherwise specified.

To keep this a free pattern, no instructions are provided since I assume you have basic sewing knowledge.

Neckline can be finished with bias tape or you may choose to cut a facing.





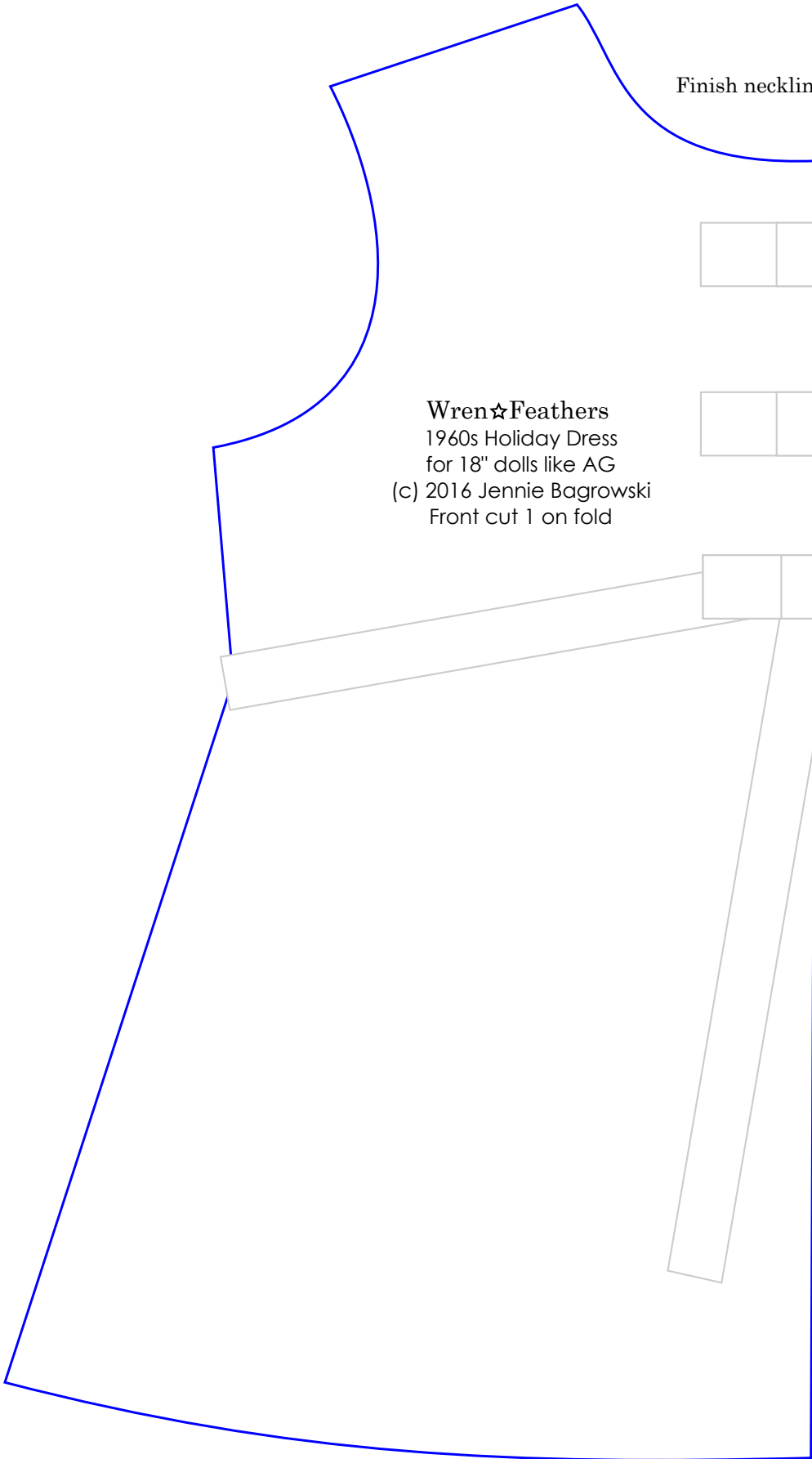
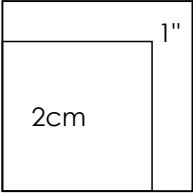
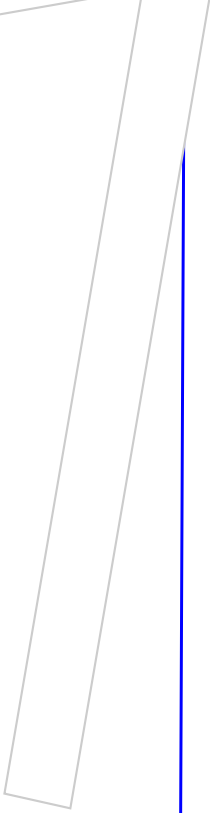
This dress is technically intended to be her Christmas dress, but is so basic you can make it appropriate for any season or occasion by changing the fabric/trim and altering sleeve length!

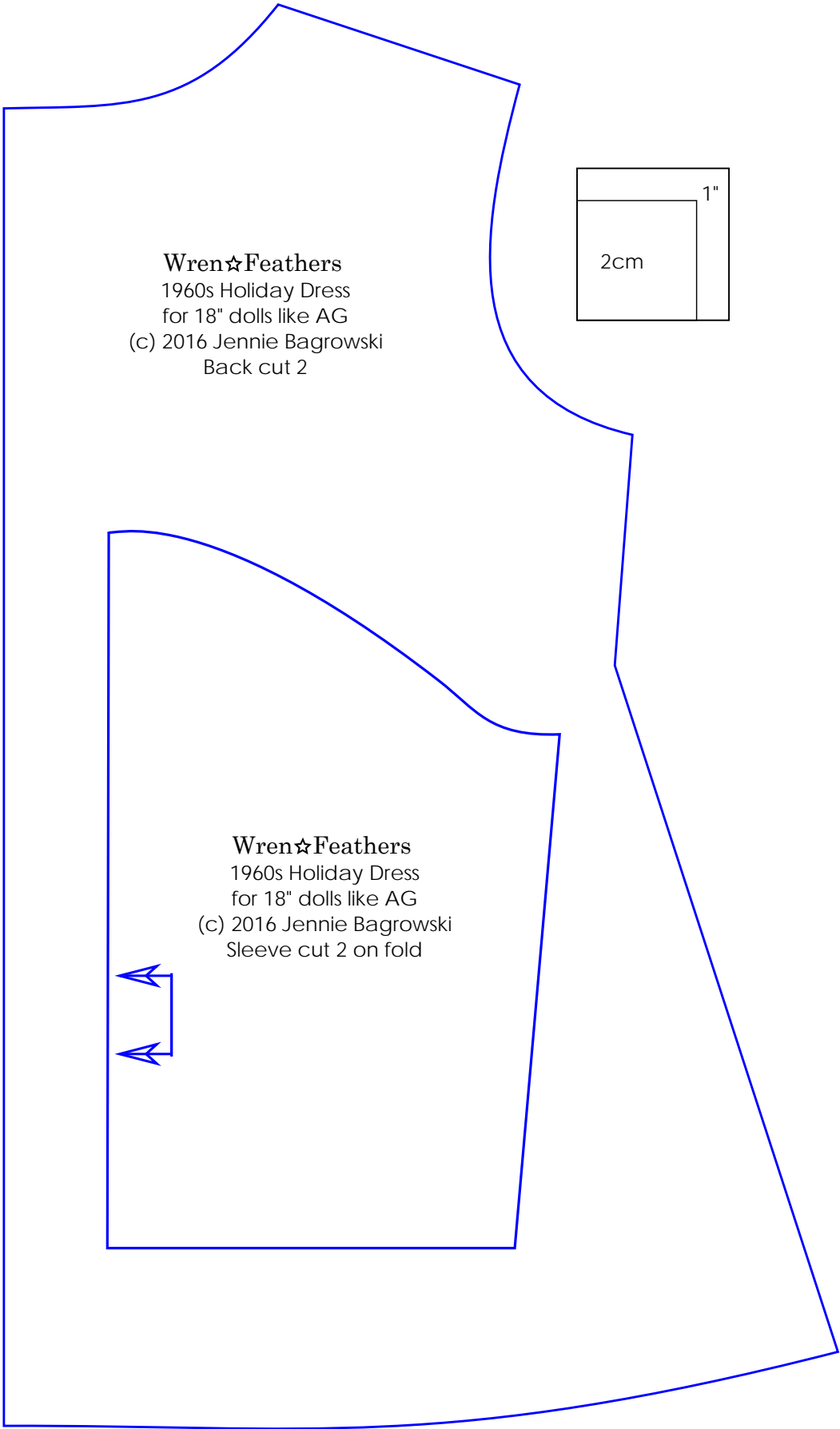
Suggestions:

- Winter: Lightweight velvet with rhinestone buttons or satin ribbon for a special occasion, baby corduroy or lightweight wool for a school dress
- Fall: Plaid flannel with velvet ribbons
- Spring: Shorten sleeves to $\frac{3}{4}$ length and make in pastel linen with decorative white trim
- Summer: Eliminate the sleeves or make them very short. Use a bold cotton print or bright solid with coordinating rickrack

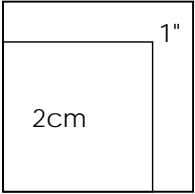
Finish neckline with bias or cut a facing

Wren☆Feathers
1960s Holiday Dress
for 18" dolls like AG
(c) 2016 Jennie Bagrowski
Front cut 1 on fold





Wren★Feathers
1960s Holiday Dress
for 18" dolls like AG
(c) 2016 Jennie Bagrowski
Back cut 2



Wren★Feathers
1960s Holiday Dress
for 18" dolls like AG
(c) 2016 Jennie Bagrowski
Sleeve cut 2 on fold

